





2019 Point in Time Count: Churchill County

The following provides a snapshot of data collected during the 2019 Point in Time Count, which was conducted on January 24, 2019.

<p>Unsheltered Count (street)</p> 	<p>7</p>	<p>✓ Gender</p> <ul style="list-style-type: none"> ○ 2 male ○ 5 unknown* 	<p>✓ Ages</p> <ul style="list-style-type: none"> ○ 2 ages 45-54 ○ 5 unknown* 	<p>✓ Ethnicity</p> <ul style="list-style-type: none"> ○ 2 not Hispanic ○ 5 unknown*
		<p>✓ Race</p> <ul style="list-style-type: none"> ○ 2 White ○ 5 unknown* 		
		<p>3 encampments were counted</p>		
<p>Sheltered Count</p> 	<p>12</p>	<p>6 individuals were counted in Emergency Shelters, and there are no transitional housing sites in Churchill County.</p> <p>An additional 6 individuals were counted in Rapid Rehousing, which is considered permanent housing. Per HUD's requirements, demographic data are not reported for permanent housing.</p>		
<p>Motel Count</p> 	<p>47</p>	<p>19 of these 47 individuals were counted as living in motels due to the lack of housing in the area:</p> <ul style="list-style-type: none"> • 19 single individuals • 3 of these individuals were considered long-term residents (living in the motel for one year or more) 		
<p>School Count</p> 	<p>93</p>	<ul style="list-style-type: none"> • 64 Doubled Up • 16 Hotel/Motel • 0 Shelters, transitional housing, waiting for foster care • 13 Unsheltered 		

* Five of the seven people counted during the unsheltered (street) count were counted via observation. As a result, demographic data for these individuals are listed as unknown. It should be noted that for the submission of the RnCoC's PIT Count numbers to HUD, a tool was used to extrapolate demographic information based on demographic data from the overall PIT Count. This process cannot accurately be applied to individual county data.