

Churchill County Public Health COVID-19 Vaccination Report

Updated April 27, 2021

Breakdown of Total Doses Administered by CCPH

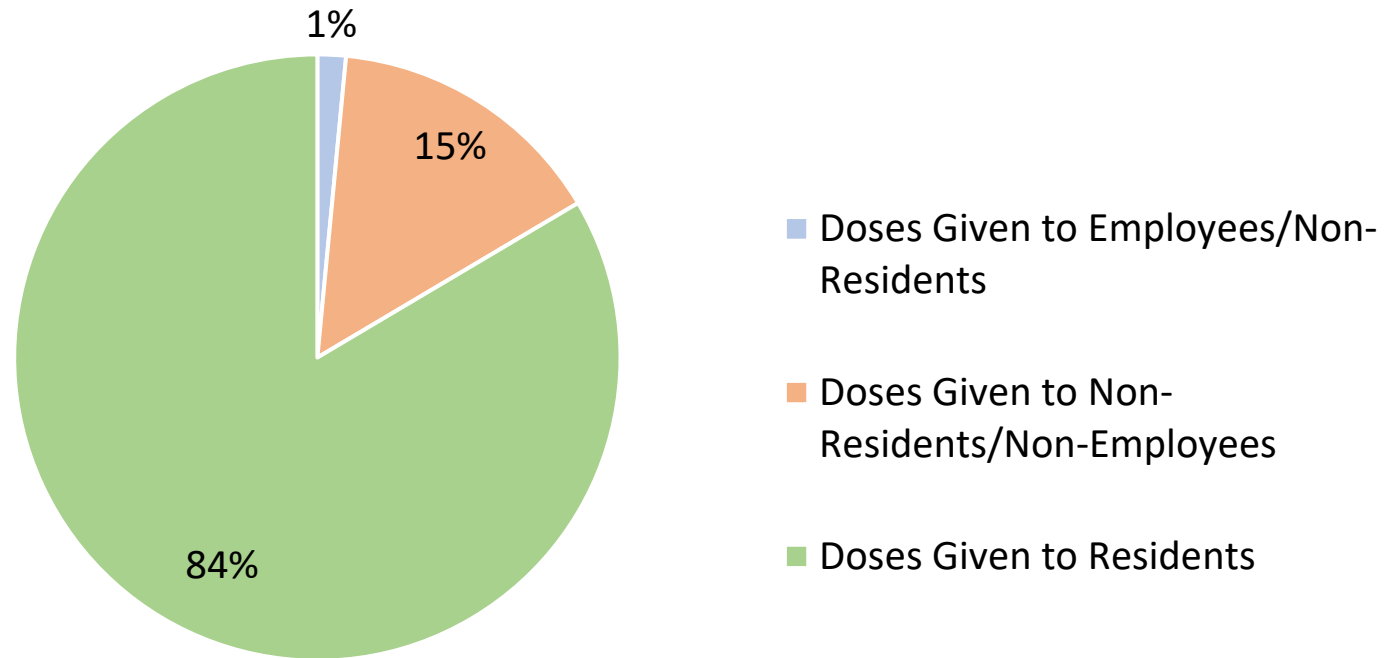


Figure 1. Breakdown of the total doses administered by Churchill County Public Health. With a total of 7,457 doses administered by Churchill County Public Health, 113 of those doses went to employees/non-residents of Churchill, 1,116 doses went to non-residents/non-employees of Churchill, and 6,228 doses went to Churchill County residents.

Percentage of Residents Fully Vaccinated by CCPH

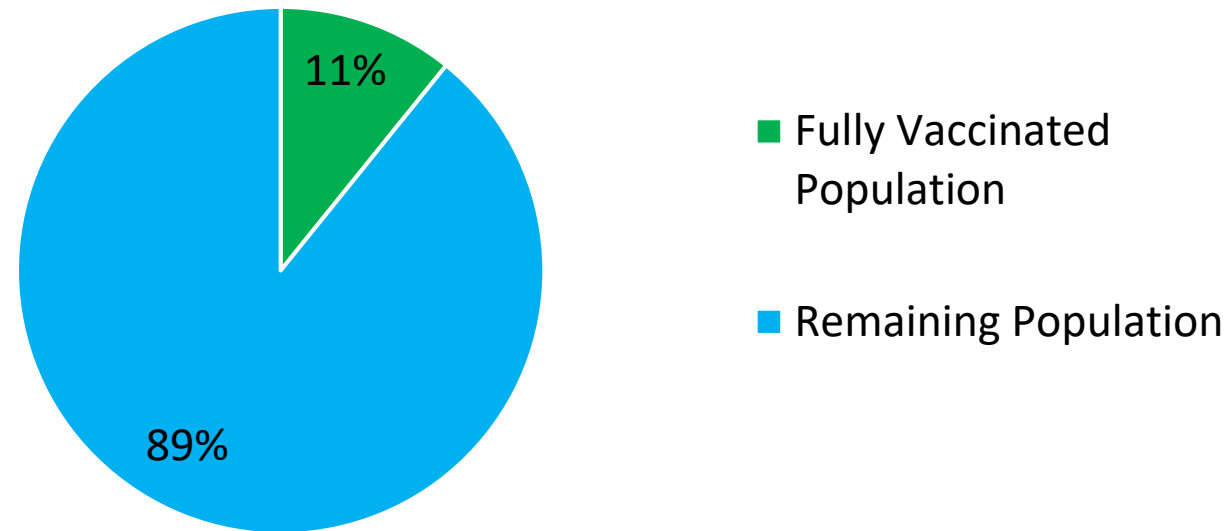


Figure 2. Population of Churchill County that has been fully vaccinated by CCPH. Combining the number of residents that received Moderna/Pfizer second doses and Janssen single doses gives a total of 2,803 fully vaccinated residents. Also, it should be noted that 24% of Churchill County's population consists of youth 17 years old and younger (NV DHHS, 2019). Therefore, most of that underage population currently does not qualify to receive a COVID-19 vaccine.

Nevada Department of Health and Human Services [NV DHHS]. (2019). Nevada State Health Needs Assessment.

Doses Administered to Employees/Non-Residents of Churchill County by CCPH

Total	113
Moderna 1st Dose	58
Moderna 2nd Dose	39
Janssen	12
Pfizer 1st Dose	4
Pfizer 2nd Dose	0

Doses Administered to Non-Residents/Non-Employees of Churchill County by CCPH

Total	1116
Moderna 1st Dose	534
Moderna 2nd Dose	473
Janssen	93
Pfizer 1st Dose	16
Pfizer 2nd Dose	0

Doses Administered to Churchill County Residents by CCPH

Total	6228
Moderna 1st Dose	3278
Moderna 2nd Dose	2566
Janssen	236
Pfizer 1st Dose	147
Pfizer 2nd Dose	1

Doses of Pfizer Administered to 16-17 Year Old's by CCPH

Total	59
Churchill Residents	56
Out of County	3

Number of Doses Administered During Each Vaccine POD

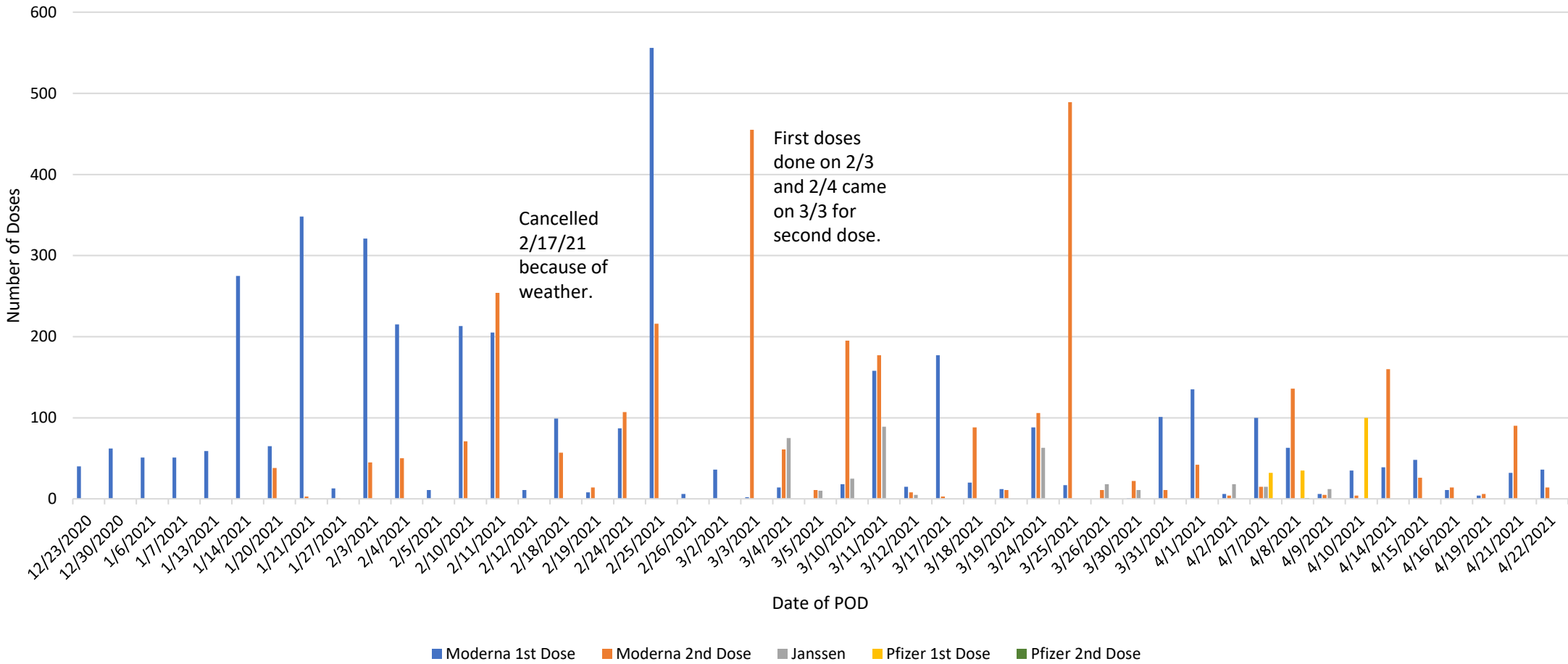


Figure 3. Number of Moderna (first and second), Janssen, and Pfizer (first and second) vaccine doses administered by Churchill County Public Health during each vaccine POD from December 23, 2020 to April 22, 2021.

Running Total of Doses Administered Over Time

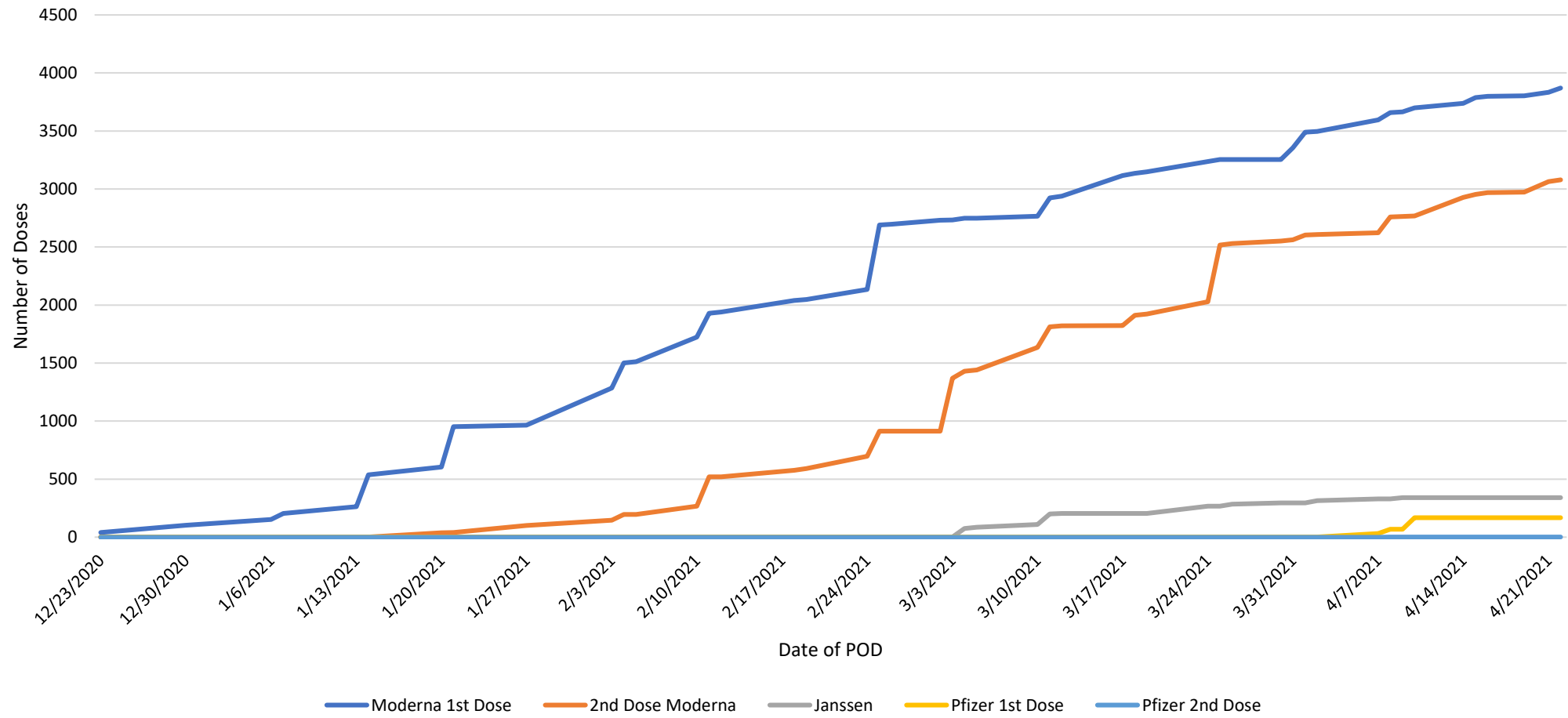


Figure 4. Running total of Moderna (first and second), Janssen, and Pfizer (first and second) vaccine doses administered by Churchill County Public Health from December 23, 2020 to April 22, 2021.