

Churchill County Public Health COVID-19 Vaccination Report

Updated May 4, 2021

Breakdown of Total Doses Administered by CCPH

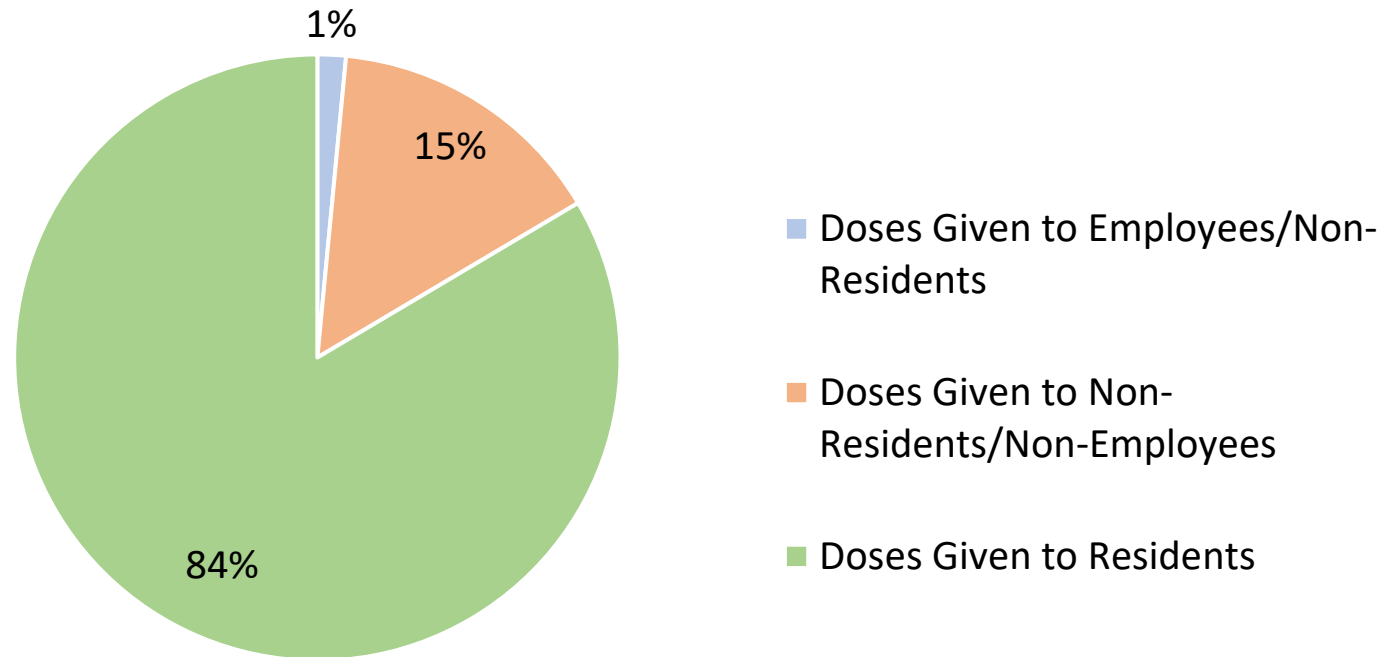


Figure 1. Breakdown of the total doses administered by Churchill County Public Health. With a total of 7,738 doses administered by Churchill County Public Health, 122 of those doses went to employees/non-residents of Churchill, 1,139 doses went to non-residents/non-employees of Churchill, and 6,477 doses went to Churchill County residents.

Percentage of Residents Fully Vaccinated by CCPH

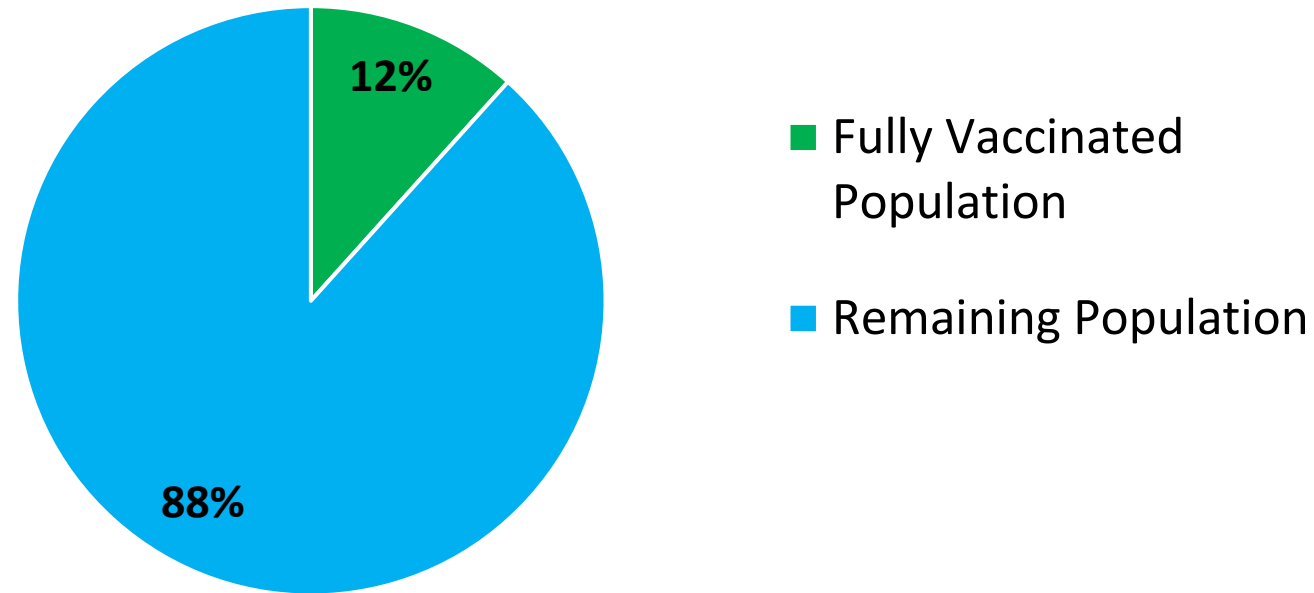


Figure 2. Population of Churchill County that has been fully vaccinated by CCPH. Combining the number of residents that received Moderna/Pfizer second doses and Janssen single doses gives a total of 3,019 fully vaccinated residents. Also, it should be noted that 24% of Churchill County's population consists of youth 17 years old and younger (NV DHHS, 2019). Therefore, most of that underage population currently does not qualify to receive a COVID-19 vaccine.

Nevada Department of Health and Human Services [NV DHHS]. (2019). Nevada State Health Needs Assessment.

Doses Administered to Employees/Non-Residents of Churchill County by CCPH

Total	122
Moderna 1st Dose	58
Moderna 2nd Dose	48
Janssen	12
Pfizer 1st Dose	4
Pfizer 2nd Dose	0

Doses Administered to Non-Residents/Non-Employees of Churchill County by CCPH

Total	1139
Moderna 1st Dose	538
Moderna 2nd Dose	490
Janssen	95
Pfizer 1st Dose	16
Pfizer 2nd Dose	0

Doses Administered to Churchill County Residents by CCPH

Total	6477
Moderna 1st Dose	3311
Moderna 2nd Dose	2738
Janssen	280
Pfizer 1st Dose	147
Pfizer 2nd Dose	1

Doses of Pfizer Administered to 16-17 Year Old's by CCPH

Total	59
Churchill Residents	56
Out of County	3

Number of Doses Administered During Each Vaccine POD by CCPH

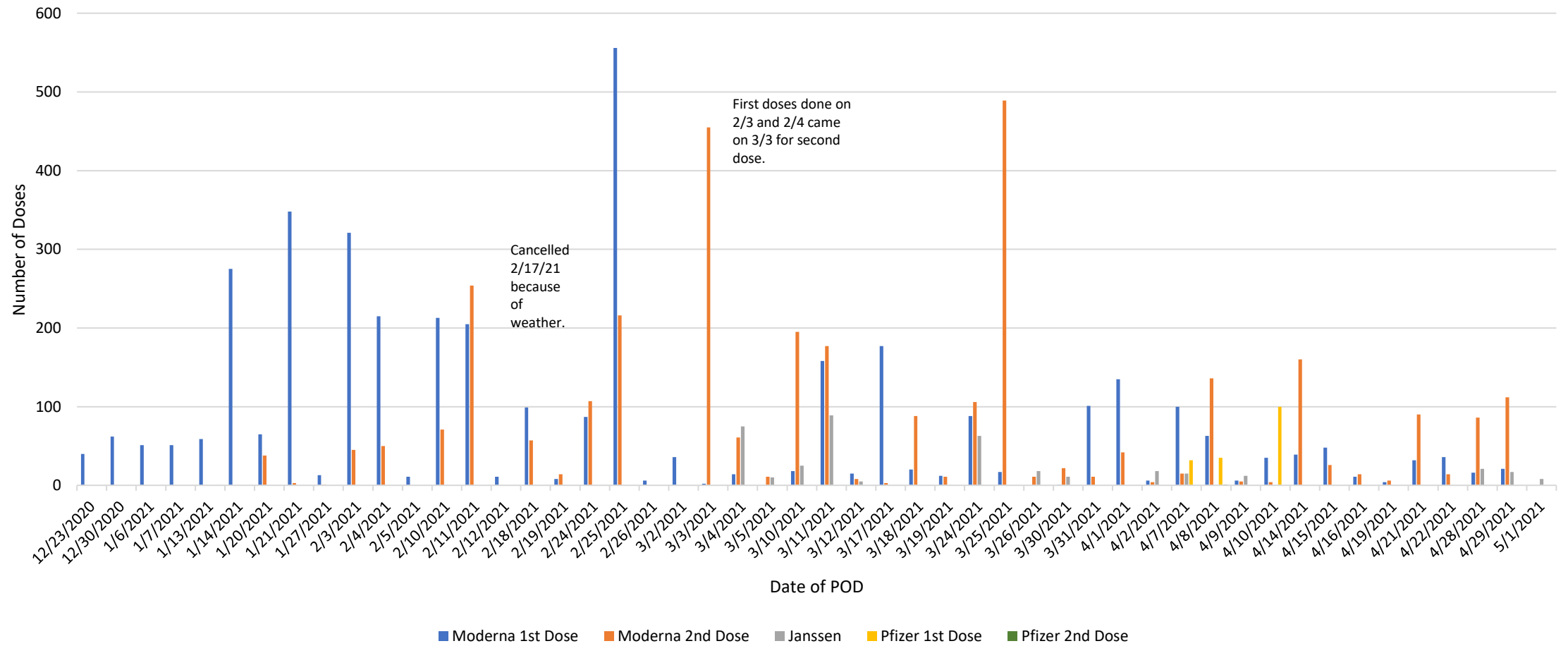


Figure 3. Number of Moderna (first and second), Janssen, and Pfizer (first and second) vaccine doses administered by Churchill County Public Health during each vaccine POD from December 23, 2020 to May 1, 2021.

Running Total of Doses Administered Over Time by CCPH

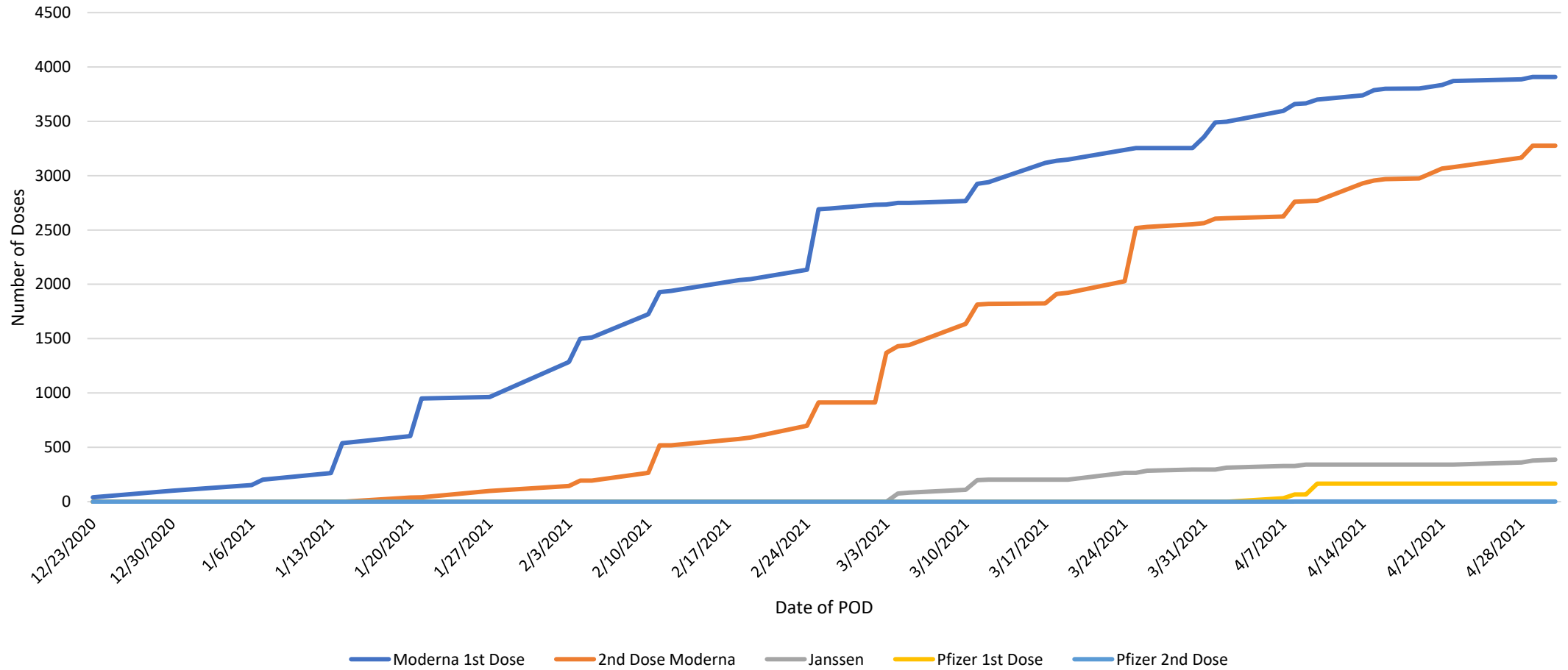


Figure 4. Running total of Moderna (first and second), Janssen, and Pfizer (first and second) vaccine doses administered by Churchill County Public Health from December 23, 2020 to May 1, 2021.