

Churchill County Public Health COVID-19 Vaccination Report

Updated June 29, 2021

Breakdown of Total Doses Administered by CCPH

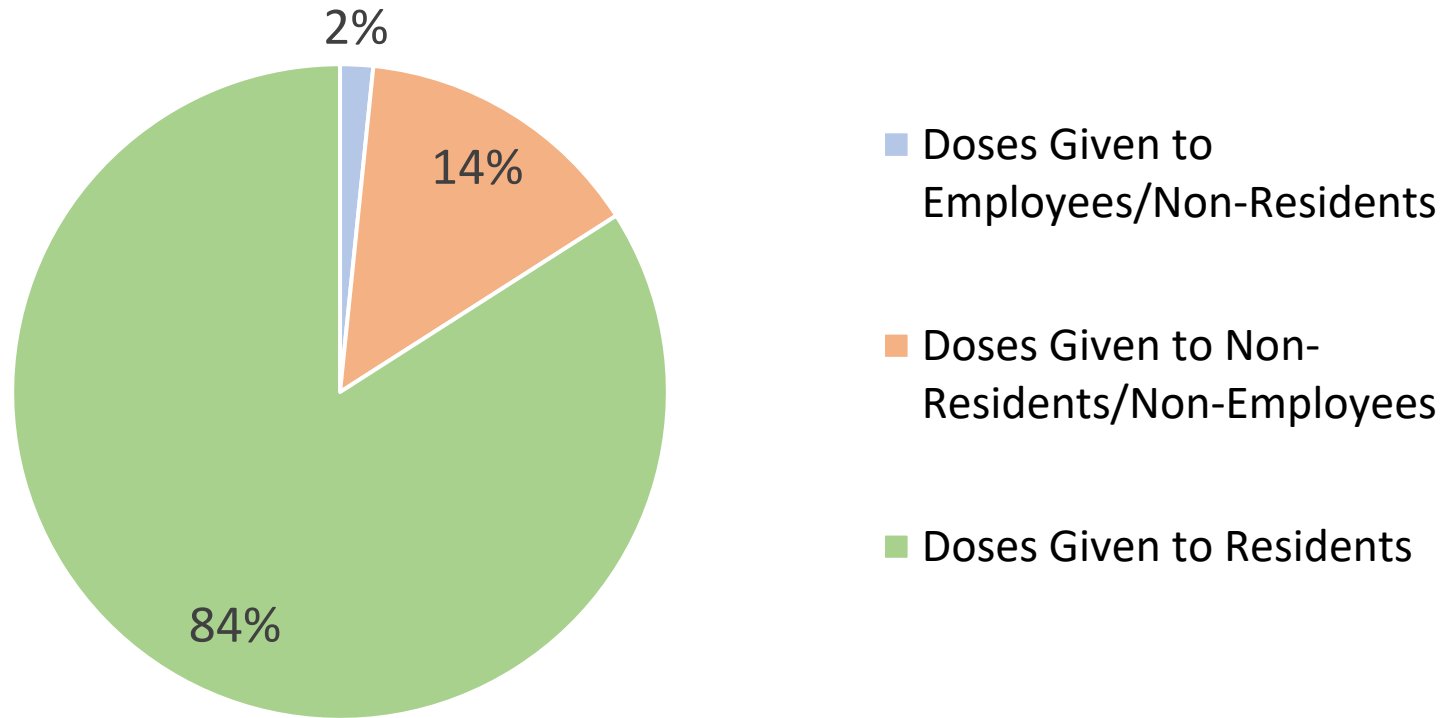


Figure 1. Breakdown of the total doses administered by Churchill County Public Health. With a total of 8,876 doses administered by Churchill County Public Health, 140 of those doses went to employees/non-residents of Churchill, 1,249 doses went to non-residents/non-employees of Churchill, and 7,487 doses went to Churchill County residents.

Percentage of Residents Fully Vaccinated by CCPH

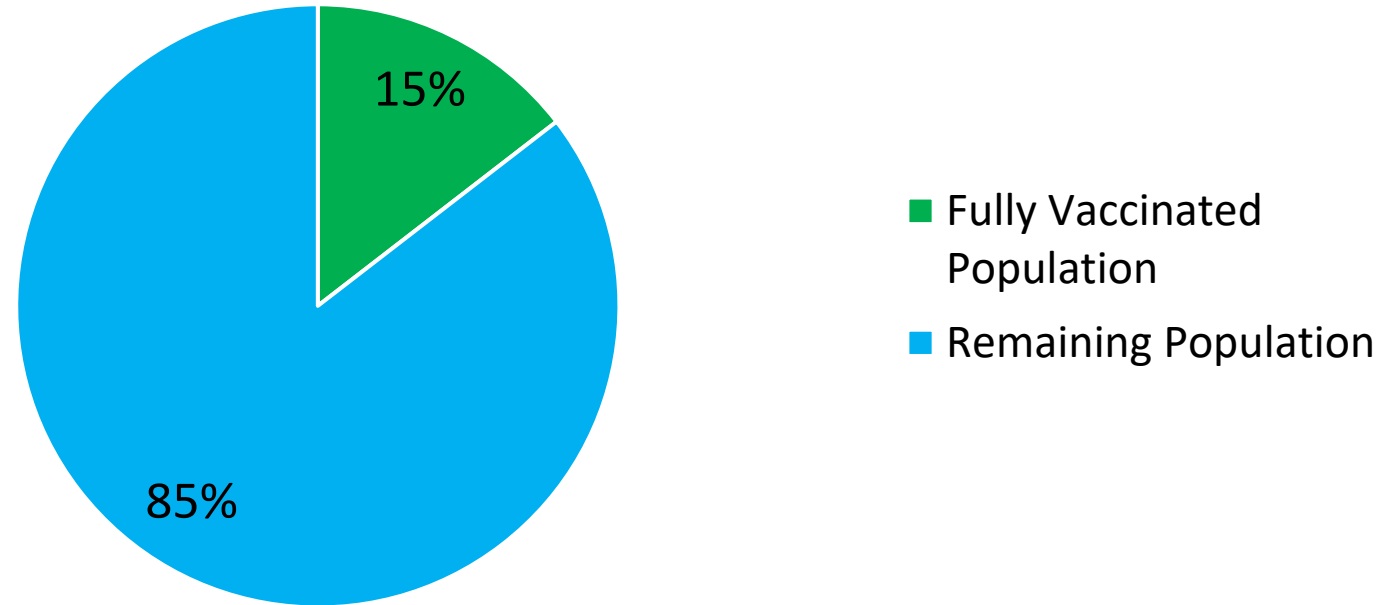


Figure 2. Population of Churchill County that has been fully vaccinated by CCPH. Combining the number of residents that received Moderna/Pfizer second doses and Janssen single doses gives a total of **3,793 fully vaccinated residents**.

Doses Administered to Employees/Non-Residents of Churchill County by CCPH

Total	140
Moderna 1st Dose	58
Moderna 2nd Dose	58
Janssen	16
Pfizer 1st Dose	5
Pfizer 2nd Dose	3

Doses Administered to Non-Residents/Non-Employees of Churchill County by CCPH

Total	1249
Moderna 1st Dose	542
Moderna 2nd Dose	533
Janssen	118
Pfizer 1st Dose	34
Pfizer 2nd Dose	22

Doses Administered to Churchill County Residents by CCPH

Total	7487
Moderna 1st Dose	3392
Moderna 2nd Dose	3134
Janssen	401
Pfizer 1st Dose	302
Pfizer 2nd Dose	258

Doses of Pfizer Administered to 12-17 Year Old's by CCPH

Total	310
Churchill Residents	285
Out of County	25

Number of Doses Administered During Each Vaccine POD by CCPH

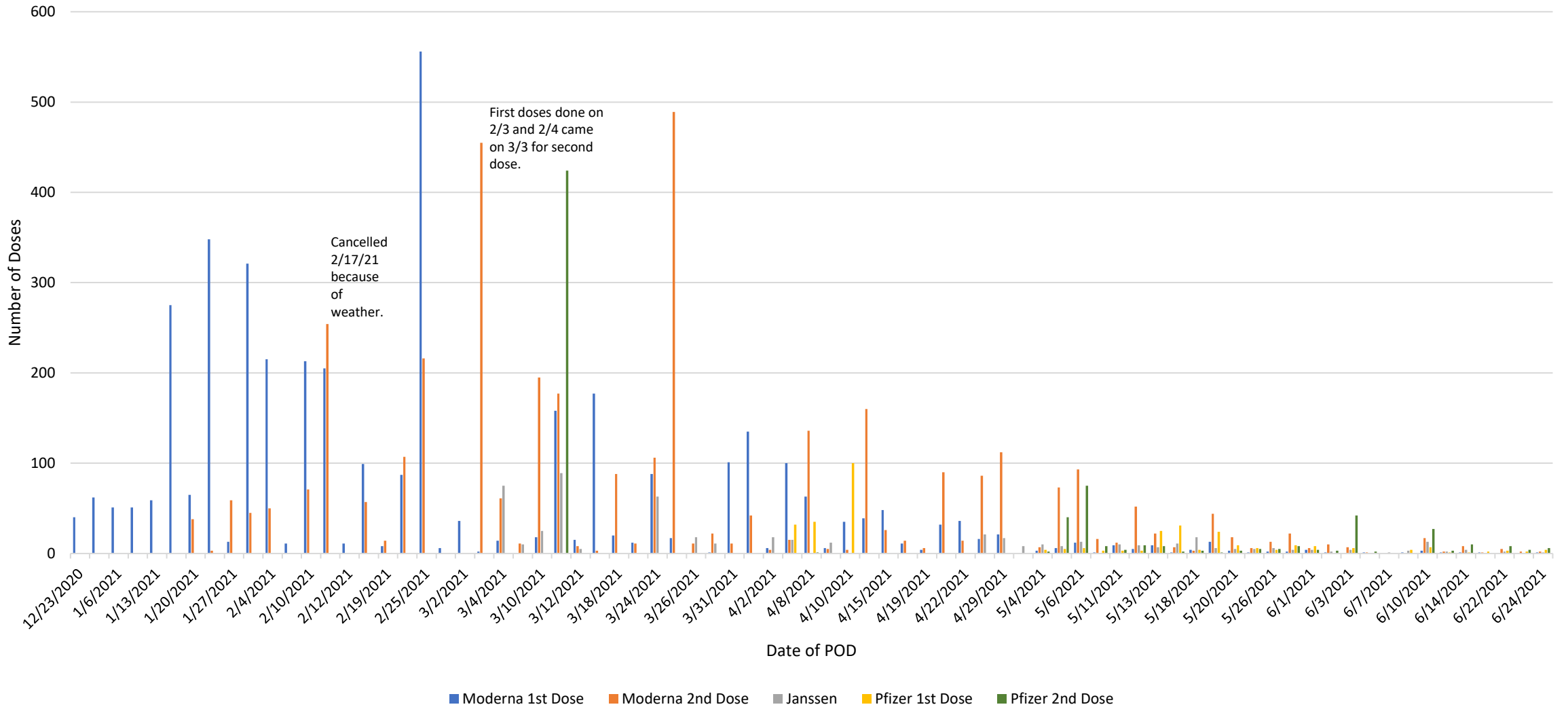


Figure 3. Number of Moderna (first and second), Janssen, and Pfizer (first and second) vaccine doses administered by Churchill County Public Health during each vaccine POD from December 23, 2020 to June 24, 2021.

Running Total of Doses Administered Over Time by CCPH

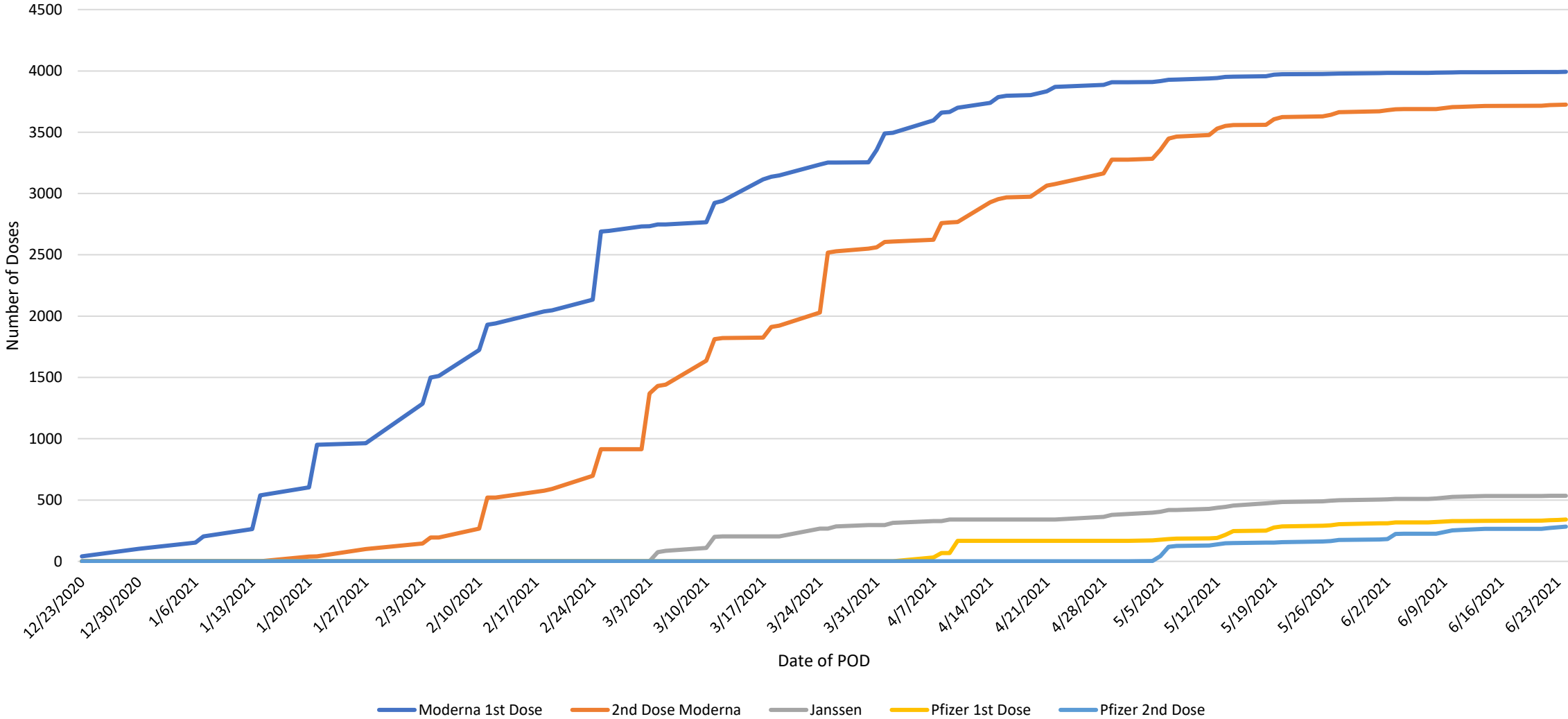


Figure 4. Running total of Moderna (first and second), Janssen, and Pfizer (first and second) vaccine doses administered by Churchill County Public Health from December 23, 2020 to June 24, 2021.