

# Churchill County Public Health COVID-19 Vaccination Report

Updated July 13, 2021

## Breakdown of Total Doses Administered by CCPH

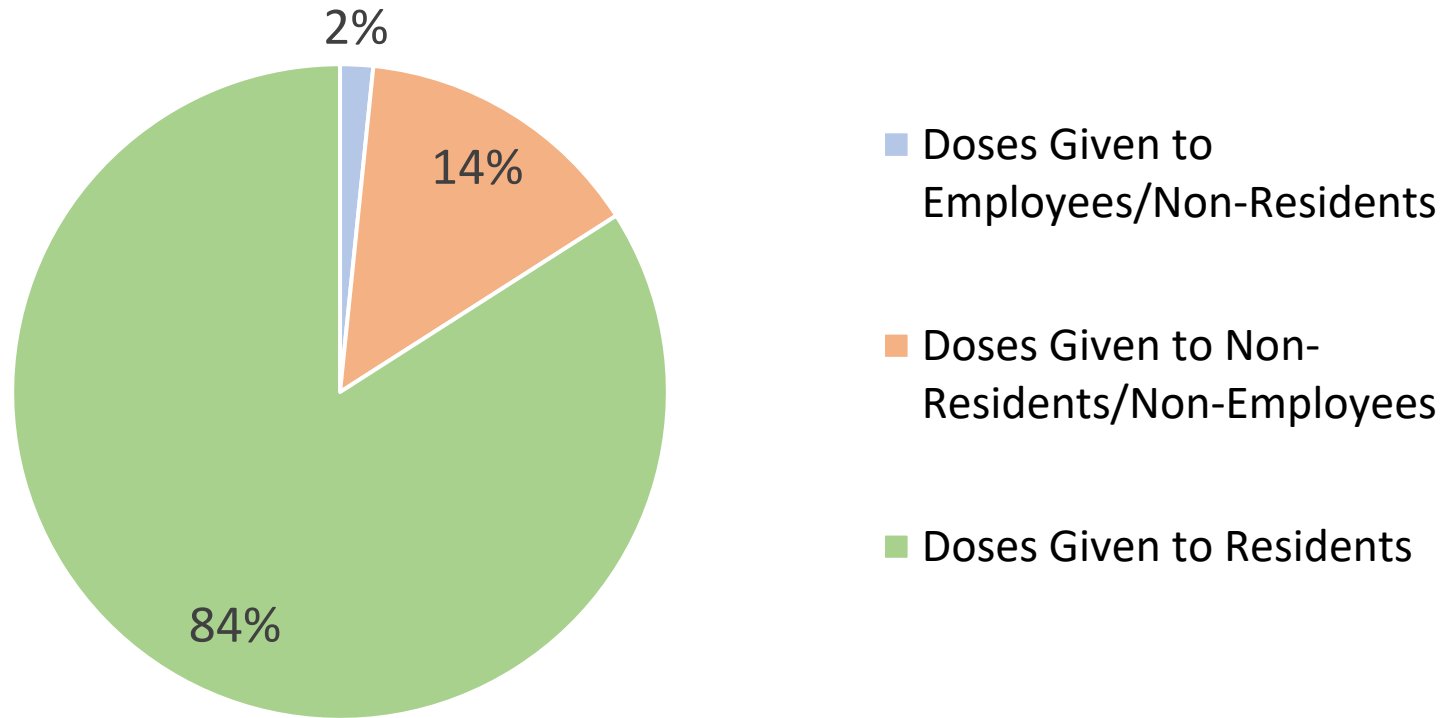


Figure 1. Breakdown of the total doses administered by Churchill County Public Health. With a total of 8,941 doses administered by Churchill County Public Health, 140 of those doses went to employees/non-residents of Churchill, 1,254 doses went to non-residents/non-employees of Churchill, and 7,547 doses went to Churchill County residents.

## Percentage of Residents Fully Vaccinated by CCPH

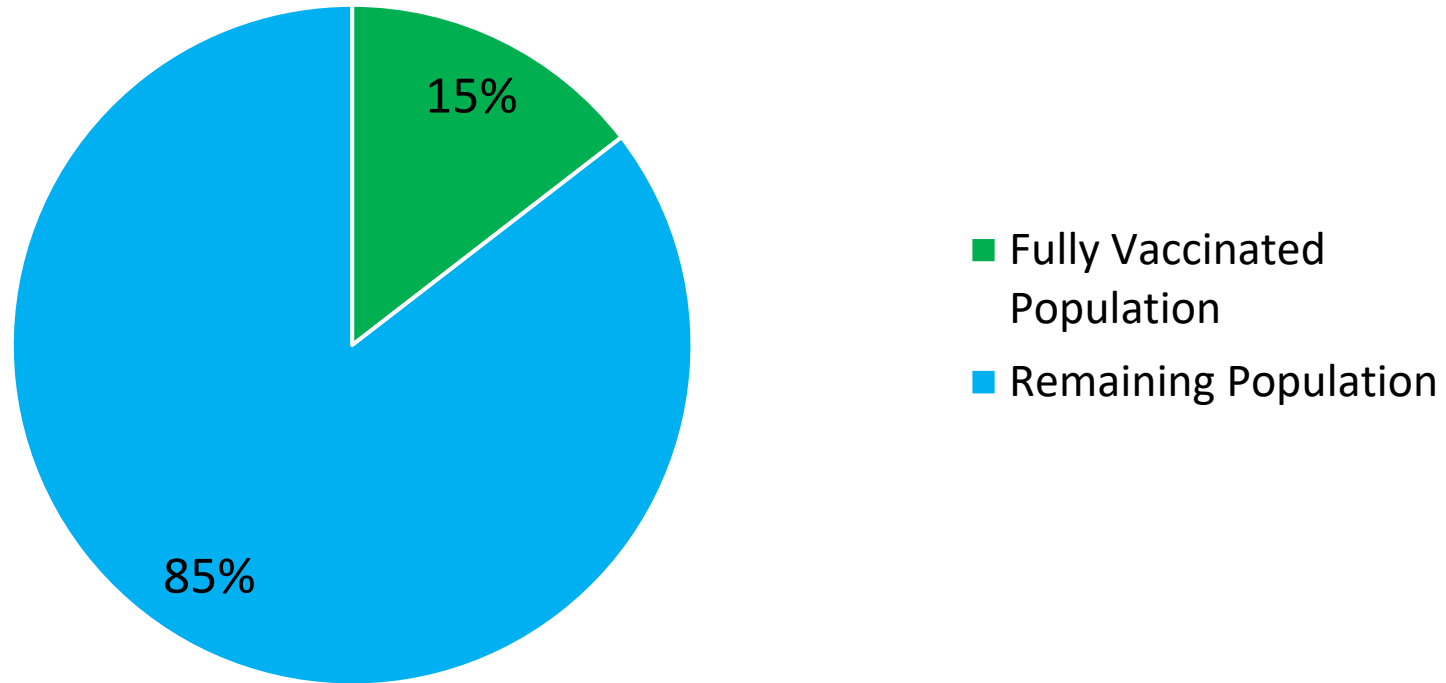


Figure 2. Population of Churchill County that has been fully vaccinated by CCPH. Combining the number of residents that received Moderna/Pfizer second doses and Janssen single doses gives a total of **3,831 fully vaccinated residents**.

# Doses Administered to Employees/Non-Residents of Churchill County by CCPH

Total	140
Moderna 1st Dose	58
Moderna 2nd Dose	58
Janssen	16
Pfizer 1st Dose	5
Pfizer 2nd Dose	3

# Doses Administered to Non-Residents/Non-Employees of Churchill County by CCPH

Total	1254
Moderna 1st Dose	542
Moderna 2nd Dose	534
Janssen	118
Pfizer 1st Dose	35
Pfizer 2nd Dose	25

# Doses Administered to Churchill County Residents by CCPH

Total	7547
Moderna 1st Dose	3398
Moderna 2nd Dose	3151
Janssen	407
Pfizer 1st Dose	318
Pfizer 2nd Dose	273

# Doses of Pfizer Administered to 12-17 Year Olds by CCPH

Total	331
Churchill Residents	303
Out of County	28

### Number of Doses Administered During Each Vaccine POD by CCPH

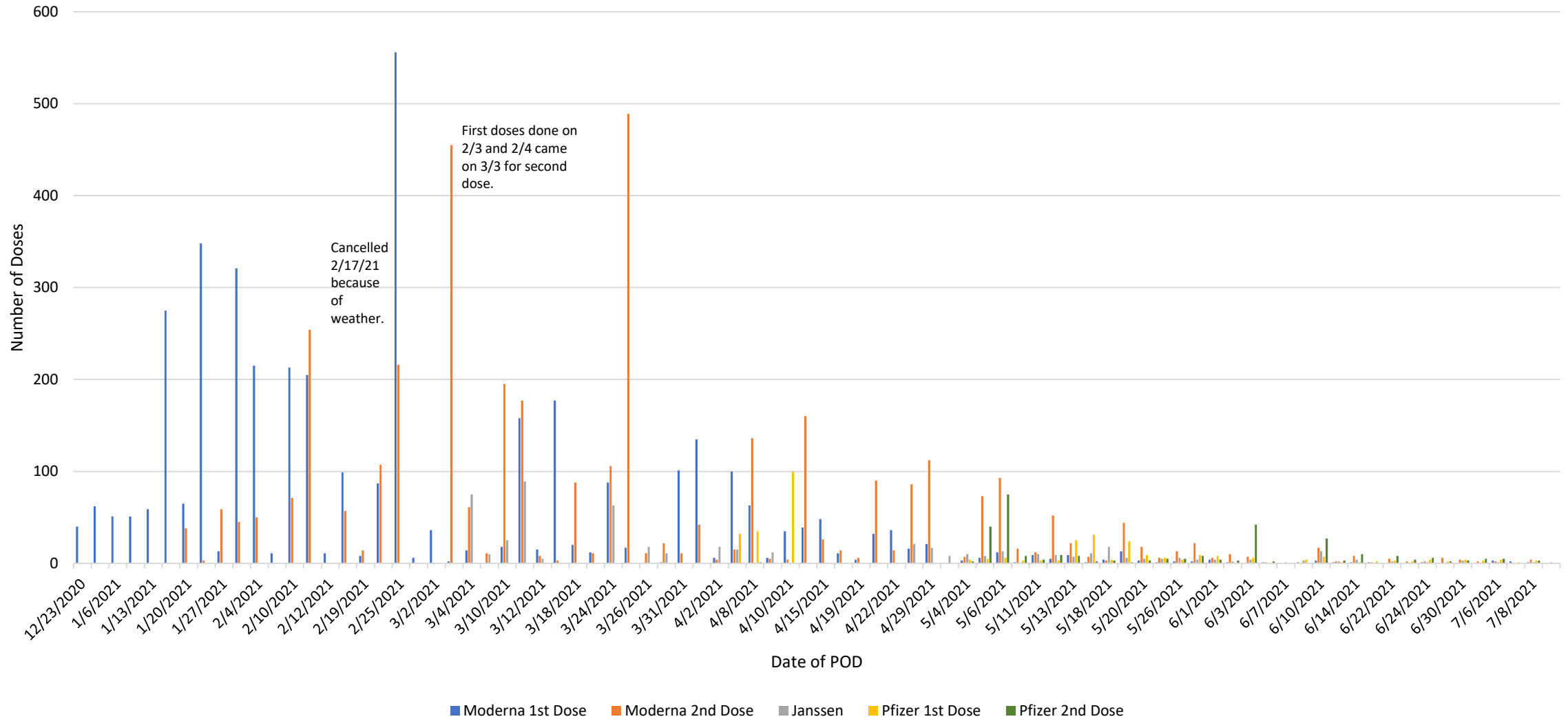


Figure 3. Number of Moderna (first and second), Janssen, and Pfizer (first and second) vaccine doses administered by Churchill County Public Health during each vaccine POD from December 23, 2020 to July 12, 2021.



### Running Total of Doses Administered Over Time by CCPH

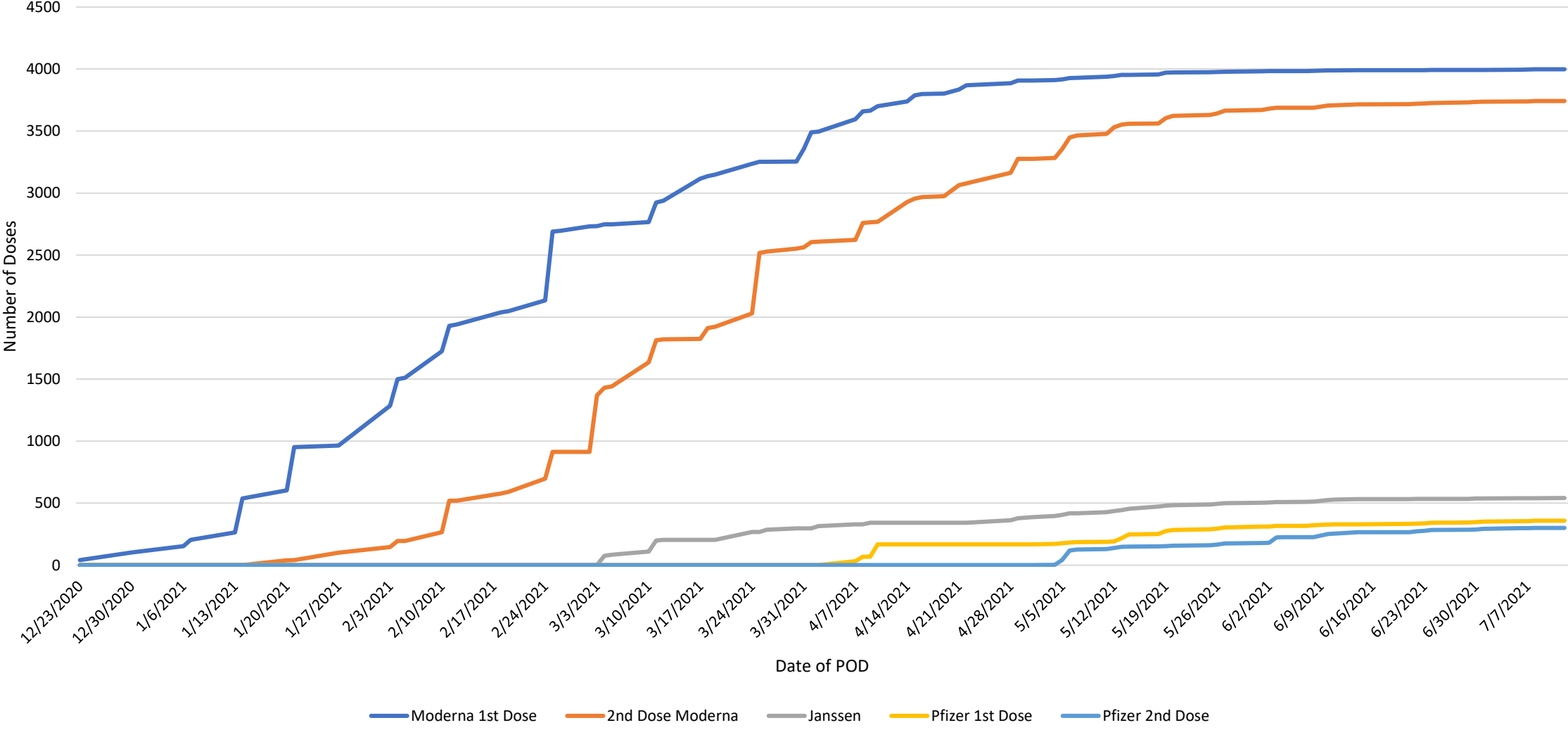


Figure 4. Running total of Moderna (first and second), Janssen, and Pfizer (first and second) vaccine doses administered by Churchill County Public Health from December 23, 2020 to July 12, 2021.