

# Churchill County Public Health COVID-19 Vaccination Report

Updated July 20, 2021

## Breakdown of Total Doses Administered by CCPH

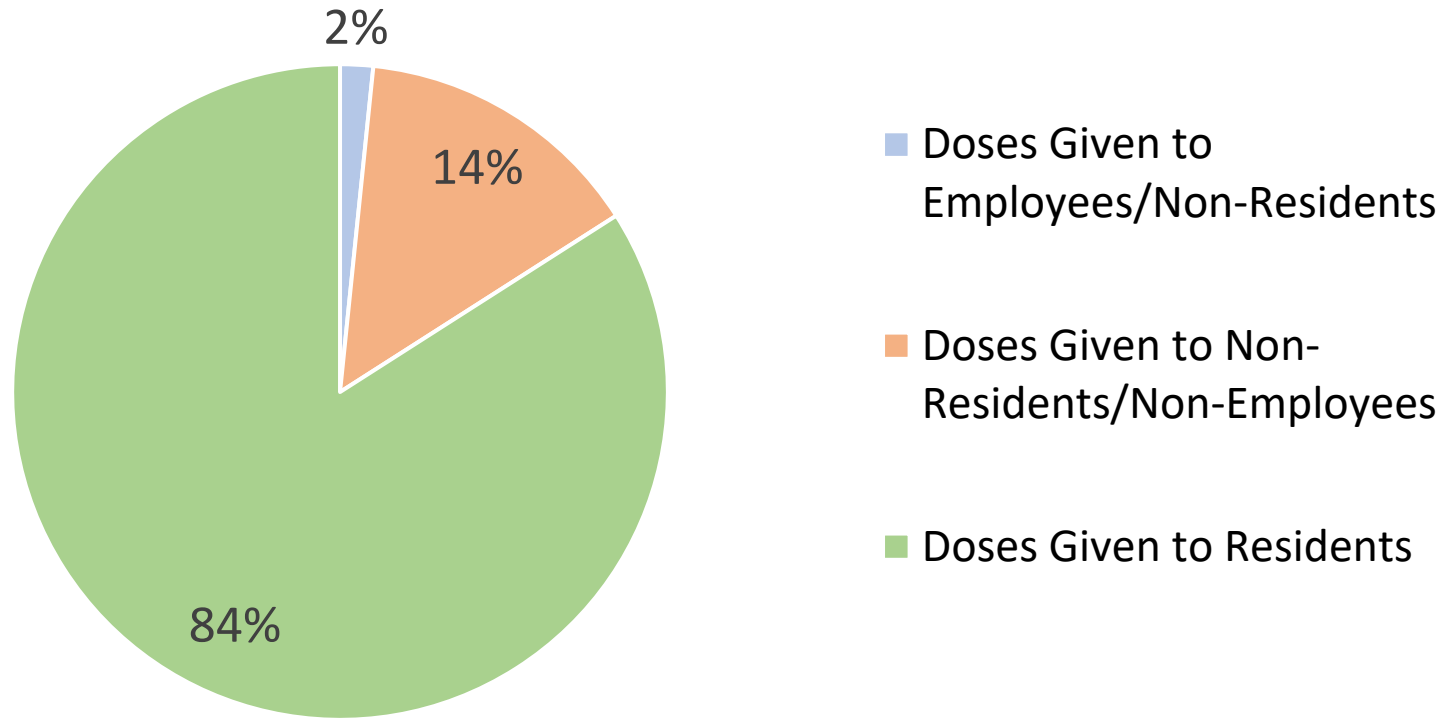


Figure 1. Breakdown of the total doses administered by Churchill County Public Health. With a total of 8,970 doses administered by Churchill County Public Health, 140 of those doses went to employees/non-residents of Churchill, 1,258 doses went to non-residents/non-employees of Churchill, and 7,572 doses went to Churchill County residents.

## Percentage of Residents Fully Vaccinated by CCPH

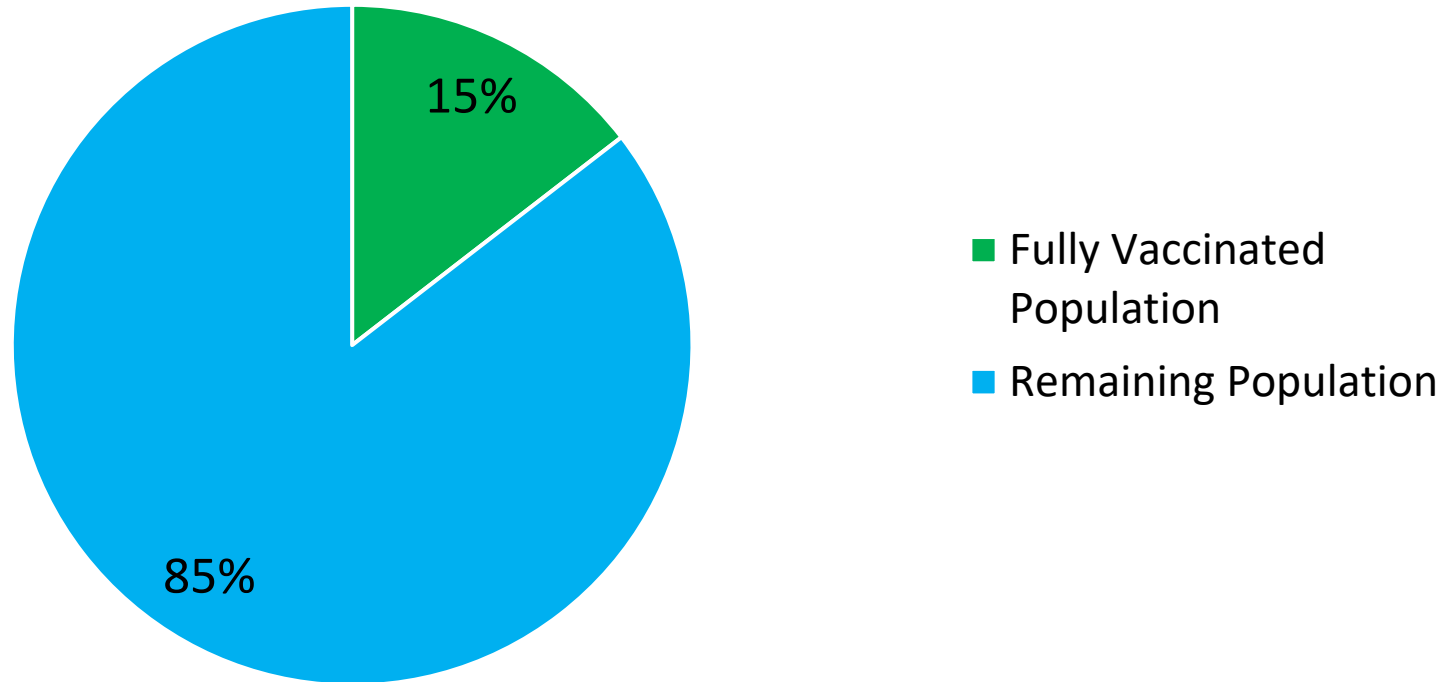


Figure 2. Population of Churchill County that has been fully vaccinated by CCPH. Combining the number of residents that received Moderna/Pfizer second doses and Janssen single doses gives a total of **3,842 fully vaccinated residents**.

# Doses Administered to Employees/Non-Residents of Churchill County by CCPH

Total	140
Moderna 1st Dose	58
Moderna 2nd Dose	58
Janssen	16
Pfizer 1st Dose	5
Pfizer 2nd Dose	3

# Doses Administered to Non-Residents/Non-Employees of Churchill County by CCPH

Total	1258
Moderna 1st Dose	543
Moderna 2nd Dose	534
Janssen	120
Pfizer 1st Dose	36
Pfizer 2nd Dose	25

# Doses Administered to Churchill County Residents by CCPH

Total	7572
Moderna 1st Dose	3405
Moderna 2nd Dose	3154
Janssen	412
Pfizer 1st Dose	325
Pfizer 2nd Dose	276

# Doses of Pfizer Administered to 12-17 Year Olds by CCPH

Total	337
Churchill Residents	309
Out of County	28

### Number of Doses Administered During Each Vaccine POD by CCPH

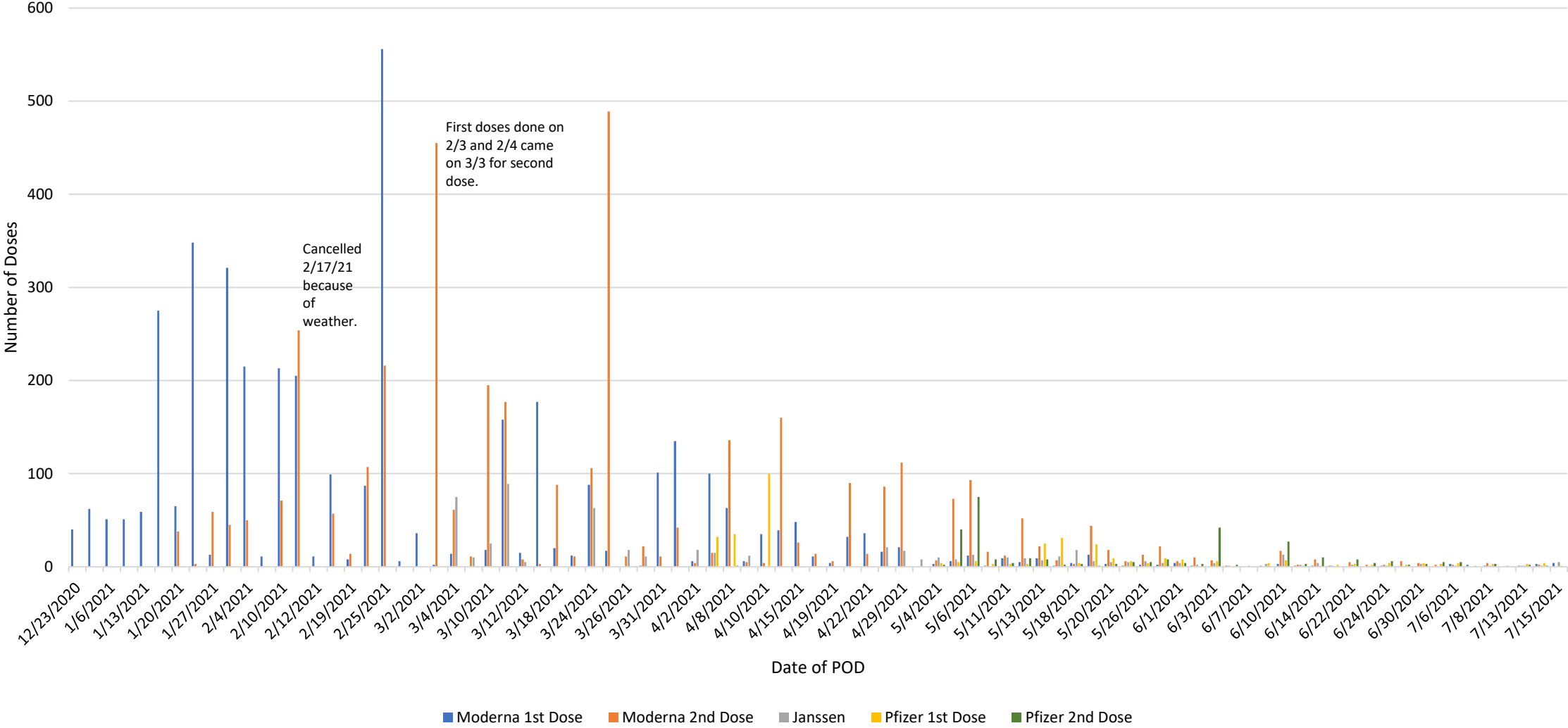


Figure 3. Number of Moderna (first and second), Janssen, and Pfizer (first and second) vaccine doses administered by Churchill County Public Health during each vaccine POD from December 23, 2020 to July 15, 2021.



### Running Total of Doses Administered Over Time by CCPH

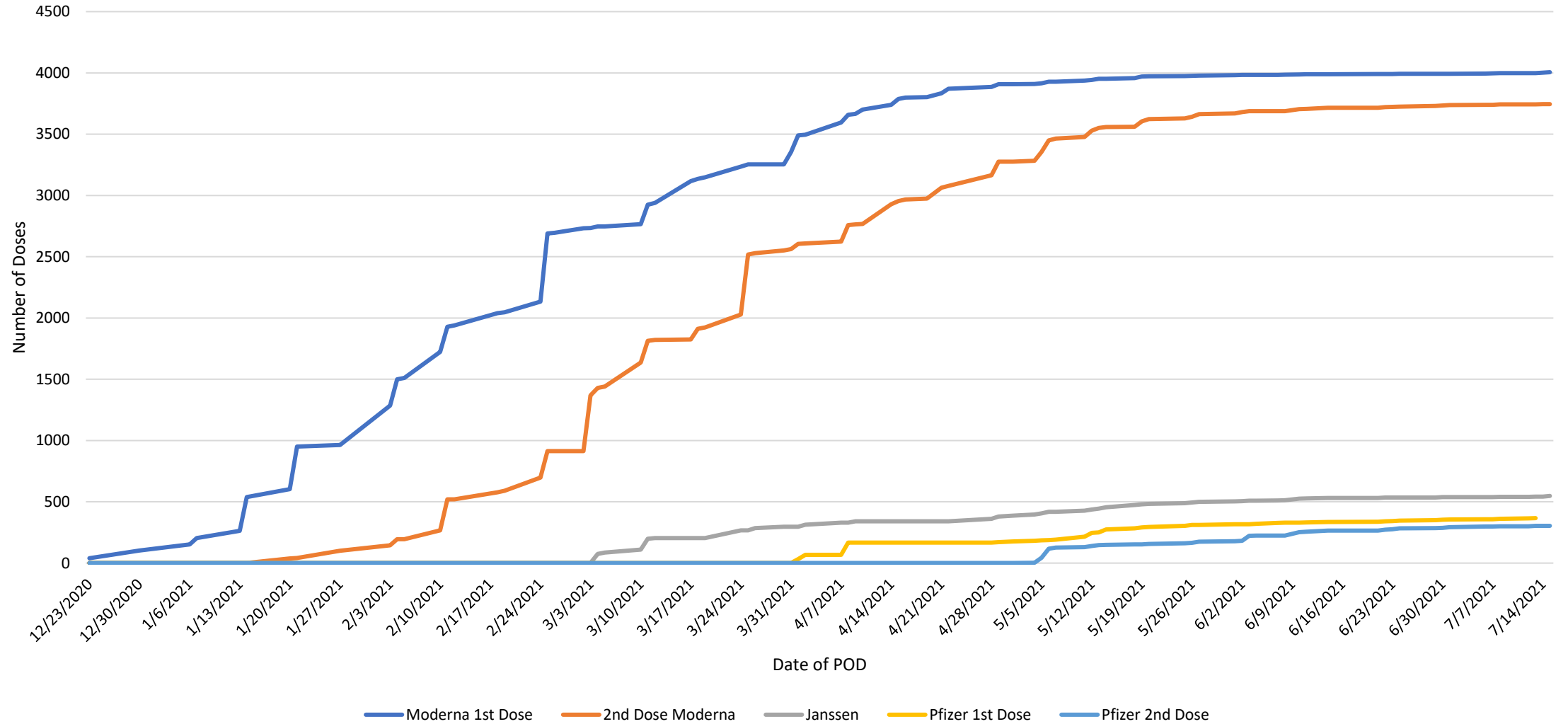


Figure 4. Running total of Moderna (first and second), Janssen, and Pfizer (first and second) vaccine doses administered by Churchill County Public Health from December 23, 2020 to July 15, 2021.