

Churchill County Public Health COVID-19 Vaccination Report

Updated July 27, 2021

Breakdown of Total Doses Administered by CCPH

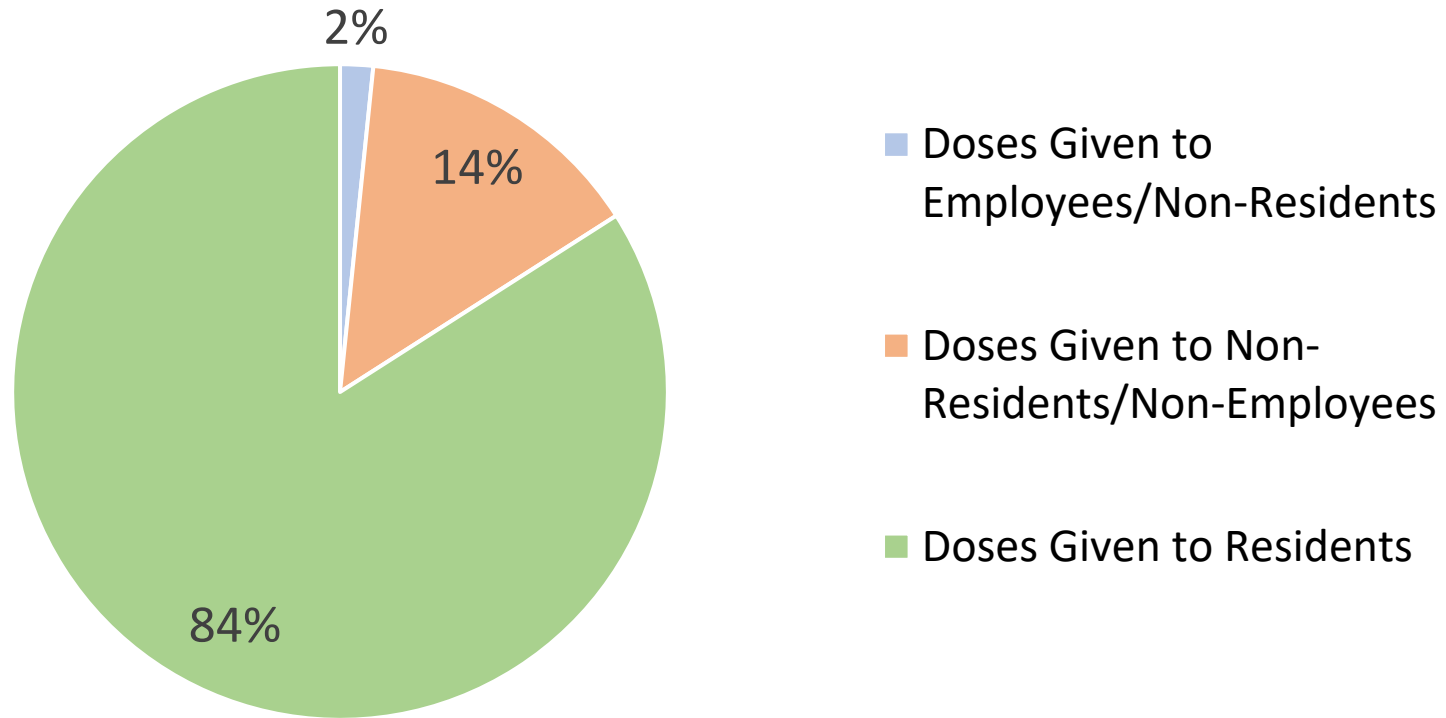


Figure 1. Breakdown of the total doses administered by Churchill County Public Health. With a total of 9,011 doses administered by Churchill County Public Health, 140 of those doses went to employees/non-residents of Churchill, 1,261 doses went to non-residents/non-employees of Churchill, and 7,610 doses went to Churchill County residents.

Percentage of Residents Fully Vaccinated by CCPH

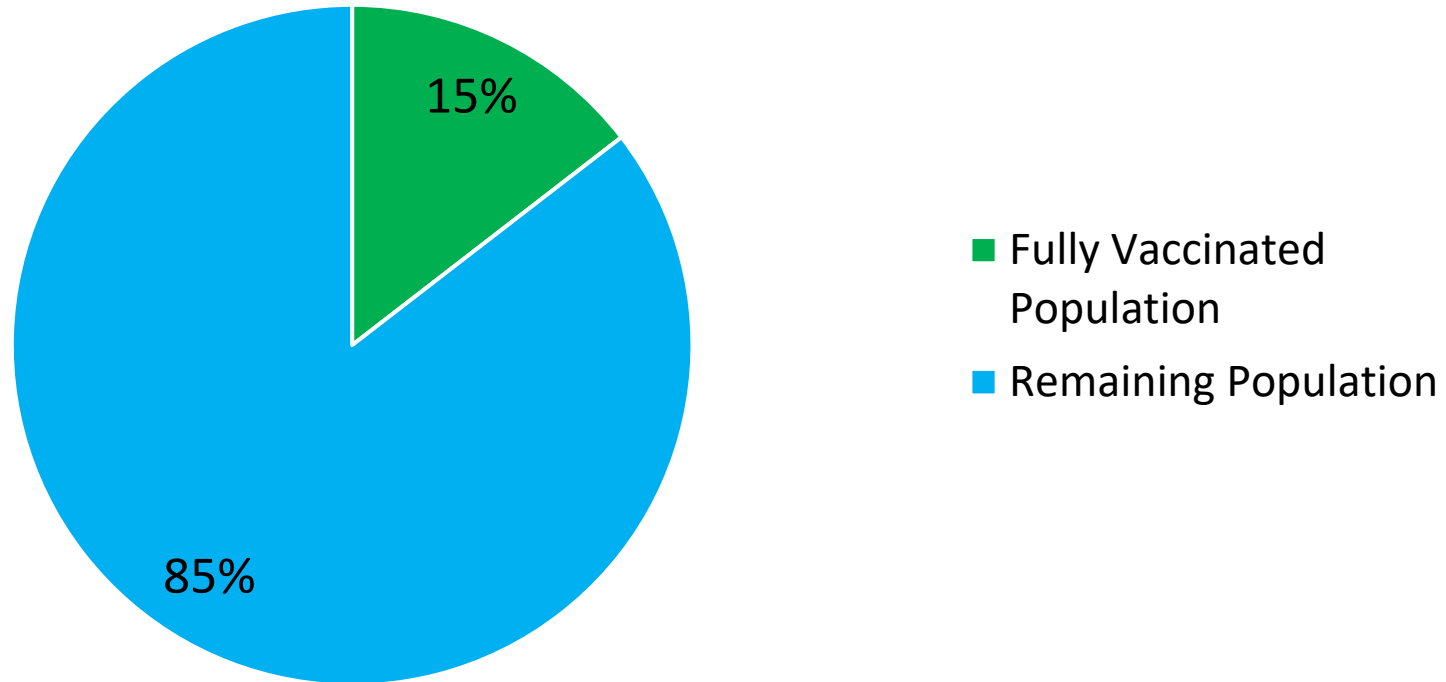


Figure 2. Population of Churchill County that has been fully vaccinated by CCPH. Combining the number of residents that received Moderna/Pfizer second doses and Janssen single doses gives a total of **3,868 fully vaccinated residents**.

Doses Administered to Employees/Non-Residents of Churchill County by CCPH

Total	140
Moderna 1st Dose	58
Moderna 2nd Dose	58
Janssen	16
Pfizer 1st Dose	5
Pfizer 2nd Dose	3

Doses Administered to Non-Residents/Non-Employees of Churchill County by CCPH

Total	1261
Moderna 1st Dose	543
Moderna 2nd Dose	534
Janssen	122
Pfizer 1st Dose	37
Pfizer 2nd Dose	25

Doses Administered to Churchill County Residents by CCPH

Total	7610
Moderna 1st Dose	3412
Moderna 2nd Dose	3155
Janssen	426
Pfizer 1st Dose	330
Pfizer 2nd Dose	287

Doses of Pfizer Administered to 12-17 Year Olds by CCPH

Total	344
Churchill Residents	315
Out of County	29

Number of Doses Administered During Each Vaccine POD by CCPH

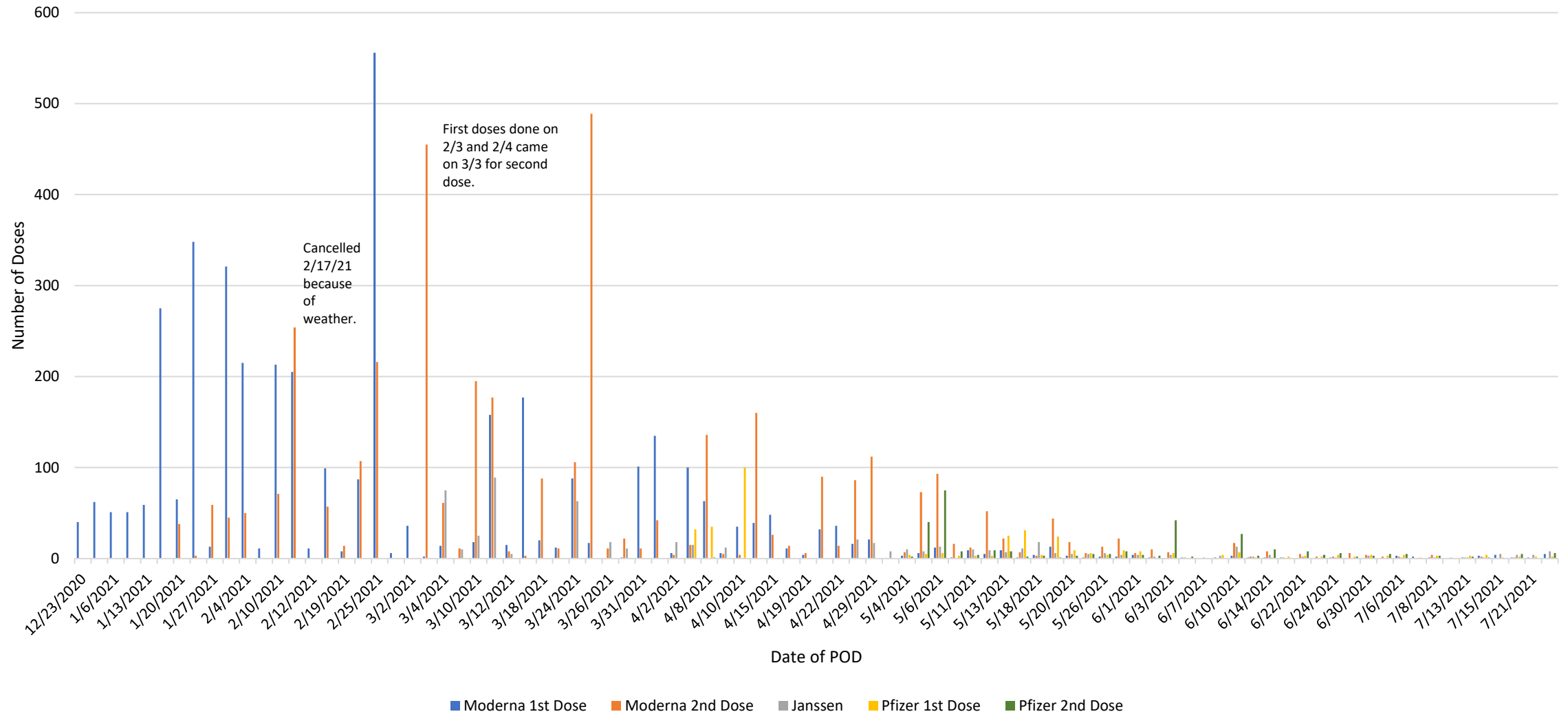


Figure 3. Number of Moderna (first and second), Janssen, and Pfizer (first and second) vaccine doses administered by Churchill County Public Health during each vaccine POD from December 23, 2020 to July 22, 2021.

Running Total of Doses Administered Over Time by CCPH

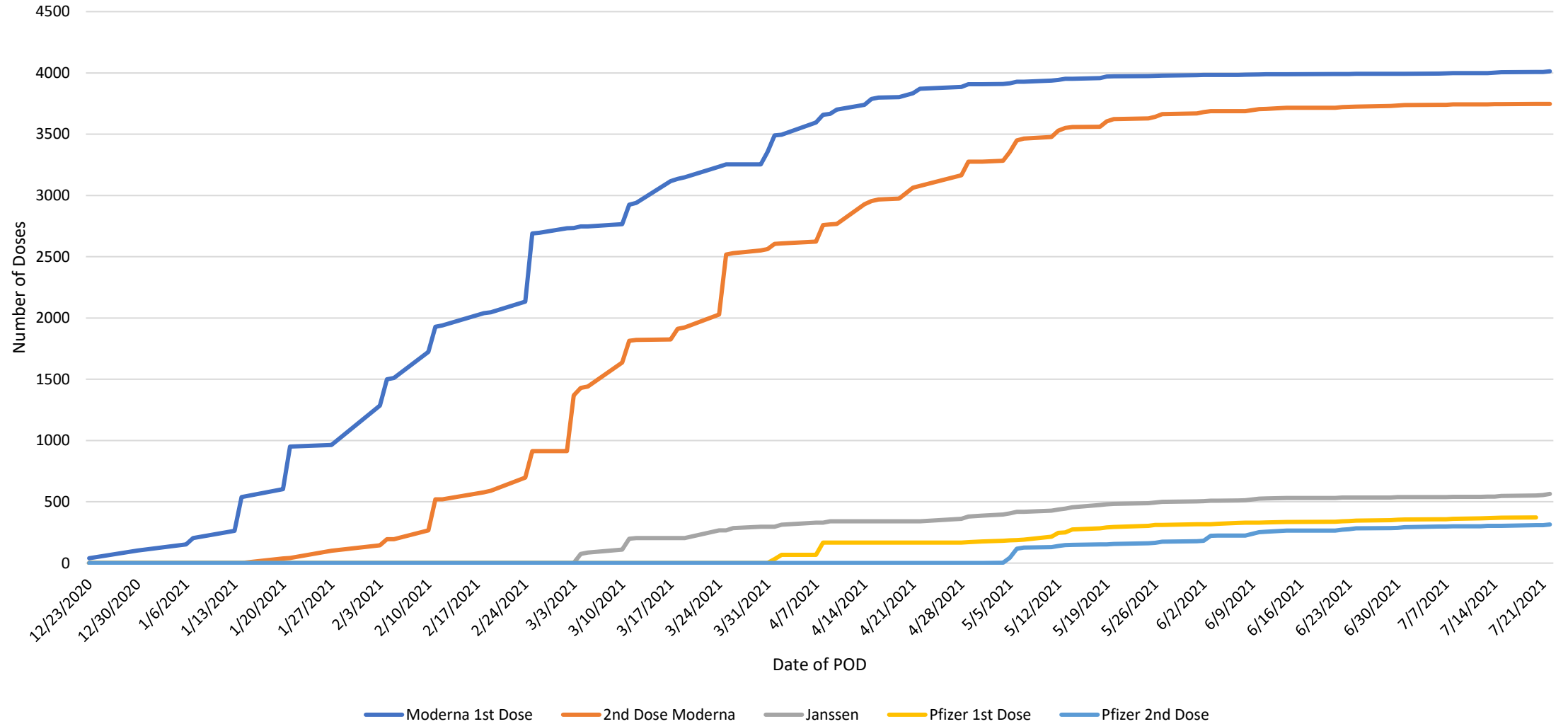


Figure 4. Running total of Moderna (first and second), Janssen, and Pfizer (first and second) vaccine doses administered by Churchill County Public Health from December 23, 2020 to July 22, 2021.